



versaspa®

PREPARATION




Undress to preferred comfort level and remove jewelry

FOR SPRAY TANS




Put on nose filters and hair cap - leave ears and hairline exposed



Apply a thin layer of barrier cream to hands and feet including nails


OPTIONAL



Use sticky feet/footies provided by salon to keep bottom of feet clean

Note: the FDA recommends wearing protective eyewear, nose filters, ear plugs, lip balm, and undergarments. Ask the staff for details.

DURING



Step into the booth. Wave your hand in front of the green light to start. Audio instructions will walk you through the four easy positions.



SCAN QR CODE
TO LEARN MORE!

3X
WEEKLY

For optimal results, incorporate WellFit treatments into your skincare routine at least 3 times a week.

WELLFIT® SKINCARE TREATMENTS

WellFit solution treatment options are designed to deliver 24 hours hydration to skin, help to provide soothing relief from everyday environmental irritations, aid in replenishing vital amino acids, and assist in stimulating collagen production.

versaspa®

FOR OPTIMAL TANNING RESULTS

- Avoid getting wet for at least 6 hours post-tanning session
- Full tanning results in 24 hours
- Moisturize daily after first post-tan rinse
- Avoid harsh soaps, exfoliators and scrubbing skin until you are ready to remove your tan